

## Contents

How To Book The Life In The UK Test .....	2
Before beginning remember to have the following .....	2
Step 1: Log into the Life in the UK test Website .....	3
Step 2: Login.....	4
Step 3: Register your login details .....	5
Step 4: Register your personal details (part one) .....	6
Step 5: Register your personal details (part two) .....	7
Step 6: Register your personal details (part three).....	8
Step 7: Register your personal details (part four).....	9
Step 8: Register your personal details (part five) .....	10
Step 9: Register your address details (part one).....	11
Step 10: Register your address details (part two) .....	12
Step 11: Confirm your details .....	13
Step 12: Check your email .....	14
Step 13: My account page.....	15
<b>Step 14: Booking the Life in the UK test .....</b>	<b>16</b>
<b>Step 15: Choose a test centre .....</b>	<b>17</b>
Step 16: Choose a test date .....	18
Step 17: Choose a test time .....	19
Step 18: Confirm your test date, time and centre details .....	20
Step 19: Pay for your test .....	21
Step 20: Your test is now booked! .....	22

**Fast Track Training Worldwide Learning and Tutoring**

**TEL:** 01158376502 **MOB:** 07768279709 **WHATSAPP:** 07913256387

**WEB:** [www.fasttracklifeuk.co.uk](http://www.fasttracklifeuk.co.uk) & [www.fasttrackdrive.co.uk](http://www.fasttrackdrive.co.uk) **EMAIL:** [contact@fasttracklifeuk.co.uk](mailto:contact@fasttracklifeuk.co.uk)



## How To Book The Life In The UK Test

To begin booking the Life in the UK test please visit the official government website:

<https://www.lituktestbooking.co.uk/lituk-web/>

Before beginning remember to have the following:

- i) Your debit card (£50 for the test).
- ii) Your ID such as passport, European Union Identity Card, Biometric Residence Permit, An Approved Travel Document.

Passport (must be in date)



A European Union Identity Card (must be in date)



Biometric Residence Permit (must be in date)



An Approved Travel Document (must be in date)





## Step 1: Log into the Life in the UK test Website

- i) Visit: <https://www.lituktestbooking.co.uk/lituk-web/>
- ii) or Google 'Life in the UK test GOV'.
- iii) Click 'Start your booking' in the green box.

the test centre. You can reschedule your test more than 72 hours before your test. If your symptoms present within this time, please get in touch with our Helpline as soon as possible for guidance - We may ask for evidence of your Covid-19 test to support decisions.

## Book your Life in the UK test

If you have not yet prepared for your test, please see <http://www.gov.uk/life-in-the-uk-test/overview>

Each person who wants to take a test will need to book separately.

To book your test you will need:

- Your Biometric Residence Permit (BRP). If you do not have a valid BRP, you can use your passport. [Other acceptable forms of photo ID](#)
- Details of your address and postcode
- A debit or credit card
- Your email address
- Details of any special requests you have

At your test you will need to prove your identity. If you fail to do so you will not be able to take the test and will not get a refund.

[What to expect on the day of the test](#) (We will also show you this information after you have booked your test)

**Start your booking >**

### Optional Services

Every customer's journey is important to us and we offer the following optional services to give you greater flexibility:

- Book a short notice test
- Book a Sunday test
- Buy the official handbook
- Book a test centre for additional privacy

All optional services are charged in addition to the standard test fee.

If you think an optional service is what you require please click the 'find out more' link.

[Find out more >](#)

If you would like to buy a copy of the official Life in the UK guide book please click on the link below:



## Step 2: Login

- i) Click 'register' to start your booking process.
- ii) If you already have an account then please click 'Log In' after entering your email and password.
- iii) If you have forgotten your password then click 'reset your password' and check your email.

## Register or log in

### Register

If this is your first time to the site and you are booking a test, please register for a Life in the UK account.

Register

### Log in

If you have already registered, please log in here.

Email

SHAMILABIBIBI@GMAIL.COM

Password

.....

Log in

### Forgotten your details

**Fast Track Training Worldwide Learning and Tuition**

**TEL:** 01158376502 **MOB:** 07768279709 **WHATSAPP:** 07913256387

**WEB:** [www.fasttracklifeuk.co.uk](http://www.fasttracklifeuk.co.uk) & [www.fasttrackdrive.co.uk](http://www.fasttrackdrive.co.uk) **EMAIL:** [contact@fasttracklifeuk.co.uk](mailto:contact@fasttracklifeuk.co.uk)



### Step 3: Register your login details

- i) Enter your email twice (example `viernerahahly1965@gmail.com`)
- ii) Enter your password twice (example: 'FastTrackTraining1989!')
- iii) Click 'Continue'

### Step 1 of 6

## Register - Log in details

Email

Repeat your email address

Please type in the same email address again

Choose your password

Your password must have at least:

- one lowercase letter (for example 'a')
- one uppercase letter (for example 'A')
- one number
- one special character (for example '!?@')
- and be between 8 and 16 characters long

Repeat your password

Please type in the same password again

**Continue**

**Fast Track Training Worldwide Learning and Tuition**

**TEL:** 01158376502 **MOB:** 07768279709 **WHATSAPP:** 07913256387

**WEB:** [www.fasttracklifeuk.co.uk](http://www.fasttracklifeuk.co.uk) & [www.fasttrackdrive.co.uk](http://www.fasttrackdrive.co.uk) **EMAIL:** [contact@fasttracklifeuk.co.uk](mailto:contact@fasttracklifeuk.co.uk)



#### Step 4: Register your personal details (part one)

- i) Enter in your contact details including, First, Last and Middle name  
**(please make sure they are the same as the ID)**

## Register - Personal details

These are the details that will show on your results letter. You will not be able to take your test if any of the details are not right.

- !** Please note the name you provide below must be an exact match to the name contained on the document ID you present at the test centre. If your document ID includes a middle name, you must include this in the "Middle name" field or your test will be rejected and you will not receive a refund.

If you have one legal name please enter it in both the last name and first name fields.

Last name

First names

Middle name

If you do not have a middle name or your middle name is not included on your document ID then please leave this field empty.

---



### Step 5: Register your personal details (part two)

- i)** Enter your date of birth twice
- ii)** Enter your country of nationality
- iii)** Enter your country of birth
- iv)** Enter your town or city of birth

Date of birth

For example, 23 09 1976

Day	Month	Year
<input type="text" value="10"/>	<input type="text" value="12"/>	<input type="text" value="1965"/>

Repeat your date of birth

Please type in the same date of birth again

Day	Month	Year
<input type="text" value="10"/>	<input type="text" value="12"/>	<input type="text" value="1965"/>

Country of nationality

This is the country where you hold your current passport

Country of birth

This is the country you were born in

Town or city of birth

This is the town or city you were born in





### Step 6: Register your personal details (part three)

- i) Please choose your ID (refer to the available ID at the start of the document)
- ii) If you have a Biometric Residence Permit select 'yes'
- iii) Enter your document ID number (example: P2209795A) These are usually found in the top right corner of the ID.
- iv) Enter your expiry date

---

#### ID to present at the test centre

Passport (must be in date)

Do you have a valid Biometric Residence Permit you wish to bring to the test centre?

Yes  No



If No, please select the document ID you will bring to the test centre

Passport (must be in date) ▾

[Click to see a full list of acceptable document IDs](#)

Document ID number

P2209795A

Repeat your document ID number

P2209795A

Expiry date

For example, 23 10 2025

Day	Month	Year
08	03	2022

**Fast Track Training Worldwide Learning and Tuition**

**TEL:** 01158376502 **MOB:** 07768279709 **WHATSAPP:** 07913256387

**WEB:** [www.fasttracklifeuk.co.uk](http://www.fasttracklifeuk.co.uk) & [www.fasttrackdrive.co.uk](http://www.fasttrackdrive.co.uk) **EMAIL:** [contact@fasttracklifeuk.co.uk](mailto:contact@fasttracklifeuk.co.uk)





Step 7: Register your personal details (part four)

- i) Are you applying for Citizenship (British citizenship/ naturalisation) Settlement (Indefinite Leave To Remain) or Other
- ii) Please add a Home Office reference number. If you do not have one please select 'No'

---

Please enter a reason for taking the test

<input checked="" type="radio"/> Citizenship	Means you're applying to be a British citizen
<input type="radio"/> Settlement	Means you're applying for indefinite leave to remain
<input type="radio"/> Other	<input type="text"/>

---

Do you have a Home Office reference number?

<input type="radio"/> Yes	<input checked="" type="radio"/> No
<input type="text"/>	



Step 8: Register your personal details (part five)

- i) If you are serving in the British Armed Forces or a family member then select 'Yes', if you are not in the army select 'No'.
- 

Are you a serving member of the British Armed Forces or a dependent of a serving member?

Yes

No

**Continue**

[Go back](#)



### Step 9: Register your address details (part one)

- i) Please enter your current home details and postcode.
- ii) Click 'Find address' and select your address.

Step 3 of 6

## Register - Contact details

Please enter your house number and postcode below.

House or building number

Please tell us your house or building number

Postcode

If you are not sure what your postcode is, please go to the [Royal Mail website](#)

**Find address**

Select your address:

- Flat 24 Lee Samuel House 10 Nealden Street, London SW9
- Flat 25 Lee Samuel House 10 Nealden Street, London SW9
- Flat 26 Lee Samuel House 10 Nealden Street, London SW9
- Flat 27 Lee Samuel House 10 Nealden Street, London SW9
- Flat 28 Lee Samuel House 10 Nealden Street, London SW9

Address



Step 10: Register your address details (part two)

- i) When your address has been selected it will show up below like this:
- ii) Add your telephone number and click 'Continue'.

Address

Flat 27

Lee Samuel House

10 Nealden Street

Town or city

London

Postcode

SW9 9QX

Telephone

Give us the best number to contact you in case there is a problem with your test

[Continue](#)

[Go back](#)



## Step 11: Confirm your details

- i) Take the time to check twice or three times all the details on the page.
- ii) **Please note that if there is a spelling mistake or missing details then the government will not allow you to sit the exam.**
- iii) Click 'Confirm' to let the Home Office know that your details are correct
- iv) Click 'Register' to move to the next part.

Step 4 of 6

## Register - Check your details

### Are these details right?

If any of these details are wrong, you will not be able to take your test.

### How can I change my details?

You can change some details up to 1 day before your test.

You will not be able to change First Name, Date of Birth or Nationality after registration, so please check that they are correct.

I confirm that I have read and accept the [Terms & conditions](#) and [Privacy Policy](#) of this site.

**Register**

[Edit details](#)

**Fast Track Training Worldwide Learning and Tuition**

**TEL:** 01158376502 **MOB:** 07768279709 **WHATSAPP:** 07913256387

**WEB:** [www.fasttracklifeuk.co.uk](http://www.fasttracklifeuk.co.uk) & [www.fasttrackdrive.co.uk](http://www.fasttrackdrive.co.uk) **EMAIL:** [contact@fasttracklifeuk.co.uk](mailto:contact@fasttracklifeuk.co.uk)



## Step 12: Check your email

- i) Now that you have been registered please check your email.
- ii) If you cannot find the email check your 'Spam' or 'Junk' folder
- iii) If you cannot find it please check your email address is correct.
- iv) Once you have the email press 'activate account' button and log into your account.



Step 5 of 6

## Register - Please confirm your email address

Thank you for registering your details. The last step before booking your test is to confirm your email address.

We have sent you an email asking you to verify your email address. This email will come from [donotreply@eassessments.online](mailto:donotreply@eassessments.online). When you receive it, please click the link in it and this will complete your registration. You can then book your Life in the UK test.

Close this page and check your email inbox.



## Step 13: My account page

- i) Congratulations your account is active!
- ii) If you would like to change your details you can select the 'Edit' button.
- iii) You may also check your current bookings by selecting 'Confirmed bookings' or your 'Results' to check if you have passed the exam.
- iv) If you would like to start your booking you can select 'Make a booking'.

---

## My account

---

### Manage your details:

Edit details

**Name:** Xavier Nelly Freddy Moraes

**Address:** 25 Bletchmore Close | Harlington | Hayes | UB3 5EX

**Date of birth:** 31/12/1972

---

Make a booking >

### Manage your bookings:

Provisional bookings 0

Confirmed bookings 0

Results 1

Listed below are your current confirmed bookings. Tests can be cancelled at any point but we can only issue refunds if cancelled more than 3 days before the date of the test.





### Step 14: Booking the Life in the UK test

- i) To start booking your test select 'No' and click 'Continue'
- ii) If you have a special requirement please select 'Yes' and enter them.  
NB: Medical problems, extra time and support needs can be written here.

---

## Getting started

### Do you have any special test requirements?

Before you proceed with your booking can you please confirm if you have any special test requirements.

No

Selecting 'no' means you do not have any special requirements and will follow the standard booking process

Yes

Selecting 'yes' confirms you have special requirements that will take you to our special arrangement booking process

**Continue**



### Step 15: Choose a test centre

- i) Enter your postcode and press the 'Search' icon.
- ii) It will bring the five closest centres to your address.
- iii) Click 'View availability' to look at the next available dates.

Step 1 of 5

## Choose a centre

Please enter a place name or postcode below and then select search



#### 1: CTP Nottingham (1.5 Miles)

6 Sherwood Rise  
Nottingham, NG7 6JF  
England



[View availability](#)

#### 2: PSI Leicester (28.9 Miles)

5th Floor, 60 Charles Street  
Leicester, LE1 1FB  
England



[View availability](#)

#### 3: PSI Sheffield (38 Miles)

32 Eyre Street, 1st Floor  
Sheffield, S1 4QZ  
England



[View availability](#)

#### 4: PSI Coventry (49.7 Miles)

3rd Floor, 101 Lockhurst Lane  
Coventry, CV6 5SF  
England



[View availability](#)

**Fast Track Training Worldwide Learning and Tuition**

**TEL:** 01158376502 **MOB:** 07768279709 **WHATSAPP:** 07913256387

**WEB:** [www.fasttracklifeuk.co.uk](http://www.fasttracklifeuk.co.uk) & [www.fasttrackdrive.co.uk](http://www.fasttrackdrive.co.uk) **EMAIL:** [contact@fasttracklifeuk.co.uk](mailto:contact@fasttracklifeuk.co.uk)



## Step 16: Choose a test date

- i) The green icon means the test date is located at your chosen centre.
- ii) The blue icon means the exam centre date is located outside of your chosen centre.
- iii) For more dates click 'Later dates' on the right hand side.
- iv) Select the date you wish to sit your exam.

## When would you like to sit your test?

Please click on your preferred date and time.

**Key:** ■ Availability at your chosen centre on this date ■ No availability at your chosen centre but some at other centres on this date ■ No availability at any centre on this date ■ ■ Optional services for Sunday and tests booked within 48 hours are highlighted in yellow (additional charge included)

17 February - 26 February Later dates ►

Wed <b>17</b> ✓	Thu <b>18</b> ✓	Fri <b>19</b> ✓	Sat <b>20</b> ✓	Sun <b>21</b> ✓	Mon <b>22</b> x	Tue <b>23</b> ✓	Wed <b>24</b> ✓	Thu <b>25</b> ✓	Fri <b>26</b> ✓
-----------------------	-----------------------	-----------------------	-----------------------	-----------------------	-----------------------	-----------------------	-----------------------	-----------------------	-----------------------



Step 17: Choose a test time

- i) Pick a time that you feel comfortable to sit your exam.
- ii) If the exam is on a Sunday it will be £65
- iii) If the exam is on a weekday (Monday-Saturday) it will be £50
- iv) Choose the exam time and centre, proceed to click 'Book Test'

17 February - 26 February Later dates ►

Wed <b>17</b> ✓	Thu <b>18</b> ✓	Fri <b>19</b> ✓	Sat <b>20</b> ✓	Sun <b>21</b> ✓	Mon <b>22</b> x	Tue <b>23</b> ✓	Wed <b>24</b> ✓	Thu <b>25</b> ✓	Fri <b>26</b> ✓
-----------------------	-----------------------	-----------------------	-----------------------	-----------------------	-----------------------	-----------------------	-----------------------	-----------------------	-----------------------

15:00

📍 CTP Nottingham(1.5 Miles)

6 Sherwood Rise  
Nottingham, NG7 6JF  
England

Book Test:  
£65.00

16:00

📍 CTP Nottingham(1.5 Miles)

6 Sherwood Rise  
Nottingham, NG7 6JF  
England

Book Test:  
£65.00

[Go back](#)

17 February - 26 February Later dates ►

Wed <b>17</b> ✓	Thu <b>18</b> ✓	Fri <b>19</b> ✓	Sat <b>20</b> ✓	Sun <b>21</b> ✓	Mon <b>22</b> x	Tue <b>23</b> ✓	Wed <b>24</b> ✓	Thu <b>25</b> ✓	Fri <b>26</b> ✓
-----------------------	-----------------------	-----------------------	-----------------------	-----------------------	-----------------------	-----------------------	-----------------------	-----------------------	-----------------------

10:00

📍 PSI Leicester(28.9 Miles)

5th Floor, 60 Charles Street  
Leicester, LE1 1FB  
England

Book Test:  
£50.00

**Fast Track Training Worldwide Learning and Tuition**

**TEL:** 01158376502 **MOB:** 07768279709 **WHATSAPP:** 07913256387

**WEB:** [www.fasttracklifeuk.co.uk](http://www.fasttracklifeuk.co.uk) & [www.fasttrackdrive.co.uk](http://www.fasttrackdrive.co.uk) **EMAIL:** [contact@fasttracklifeuk.co.uk](mailto:contact@fasttracklifeuk.co.uk)

19



### Step 18: Confirm your test date, time and centre details

- i) Please note that the exam is 45 minutes long and you will need to arrive at your test centre 30 minutes early for them to check your ID.
- ii) Make sure to plan your journey carefully and make extra time for traffic.
- iii) If you miss your exam you will need to pay £50 again to rebook.
- iv) Please select 'Confirm and pay' to move to the next part.

**!** Please pay for your test within 30 minutes. After this you will lose this test slot.

If you cancel your test less than 3 days before it is due, we will not give you a refund.

<p><b>PSI Leicester</b> (28.9 miles)</p> <p>5th Floor, 60 Charles Street Leicester LE1 1FB England</p> <p></p>	
<p><b>Test date:</b> 23/02/2021</p> <p><b>Test start time:</b> 10:00</p> <p><b>Test duration:</b> 45 minutes</p> <p>The test itself takes 45 minutes. However, you will be in the test centre for up to 2 hours</p> <p><b>Cost:</b> £50.00</p> <p><b>Additional Info:</b> Please note that there is no parking available on site and there are no waiting facilities for candidates' family/friends. Only the candidates will be allowed into the testing centre; candidates' family/friends are therefore advised not to arrive at the test centre as they will be turned away.</p> <p><b>On arrival:</b> Please arrive at the centre at least 15 minutes before your test time</p> <p><a href="#">Confirm and pay</a></p>	






## Step 19: Pay for your test

- i) Please enter your card details and press 'pay'.

## Booking - Pay for your test

If you are not the cardholder, please ensure that they have provided their permission and you must enter their billing address below.

Card Payment   **VISA** 

Total payment amount GBP 50.00

**You have 0 Hours 29 Minutes 43 Seconds to complete your order.**

Card Number

Card Holder Name

Card Expiry Date

 / 

CVC/CVV/CID

[What is CVC/CVV/CID?](#)

**Pay**





Step 20: Your test is now booked!

- i) Congratulations! Your test is now booked.
- ii) You will receive a reference number.
- iii) Please make sure to go to your test with the correct ID and pass your exam with confidence!